

Spring 2010 Course Evaluations - Packet Explanation

Blue and Green Tabs – “Multiple” Responses

Behind these two tabs, you will find those evaluations where 2 or more (“**multiple**”) students responded per course.

The **Blue Tab** contains:

- The first page is an overall **statistics spreadsheet** showing **YOUR** overall average score for **all** of your courses with **multiple** responses for each of the items/questions on the evaluation form.
- The next page, which is yellow, shows the **CONSERVATORY** average score for those same items.
- The next pages show your average score for **each** individual course where **multiple** responses were received.

The **Green Tab** contains:

- An 11-page report of **Frequency Graphs** for each item/question where **multiple** responses were received for each course.
-

Purple and Yellow Tabs – “Single Responses”

Behind these two tabs, you will find those evaluations where only one (“**single**”) student responded per course.

The **Purple Tab** contains:

- An 11-page report of **Frequency Graphs** for each item/question where a **single** response was received for each course. However, all of the single responses have been grouped together to provide an average.

The **Yellow Tab** contains:

- A **statistics spreadsheet** showing your average scores for those courses with only **single** responses per course.
-

Pink Tab – Comments

The **Pink Tab** contains **all** comments received for all courses regardless of the number of responses per course.

Spring 2011 Course Evaluations - Packet Explanation

~~~~~

**Report 205 - Averages for Each Question**

**First Sheet (green paper) – 205 Overall Mean for Conservatory – All *CLASSROOM courses and NON-APPLIED lessons* for Conservatory combined and the average listed for each question**

**Second Sheet (blue paper) – 205 Overall Mean for Conservatory – All *APPLIED lessons* for Conservatory combined and the average listed for each question**

**Third Sheet (green paper) - 205 Overall Mean for Faculty Member – All *CLASSROOM courses and NON-APPLIED lessons* for faculty member combined and the average listed for each question**

**Fourth Sheet (blue paper) - 205 Overall Mean for Faculty Member – All *APPLIED lessons* for faculty member combined and the average listed for each question (if applicable)**

**Gold Tab – 205 Overall Mean for Course – All responses for a particular course (classroom and non-applied) combined and the average listed for each question**

~~~~~

Report 202 - An 8-page Report of *Frequency Graphs* for Each Question

Blue Tab – 202 Question Analysis Report for Faculty Member - All *CLASSROOM courses and NON-APPLIED lessons* for faculty member combined and the frequency graph displayed for each question (Frequency Graphs for a particular course are available upon request)

Purple Tab – 202 Question Analysis Report for Faculty Member - All *APPLIED lessons* for faculty member combined and the frequency graph displayed for each question

~~~~~

**Comments**

**Pink Tab – Comments for Course - All comments, divided up by course**

~~~~~

Note of Explanation for Applied Lessons

To foster anonymity, all responses for applied lessons for a faculty member have been grouped together as if they were one course.

Overall CONSERVATORY CLASSROOM Courses and NON-Applied Lessons

205 Overall Mean

Overall Mean	Mean: 4.50	1.00	5.00
Question	Weight	Mean	
I have become more competent in this area due to the course.	1.00	4.48	1.00 5.00
This course challenged me intellectually.	1.00	4.30	1.00 5.00
Assignments helped me learn the material.	1.00	4.27	1.00 5.00
Course requirements were clear.	1.00	4.41	1.00 5.00
Class material was presented clearly.	1.00	4.36	1.00 5.00
Class time was used effectively.	1.00	4.30	1.00 5.00
The instructor was prepared for classes.	1.00	4.60	1.00 5.00
The instructor was responsive to questions.	1.00	4.61	1.00 5.00
The course assignments reflected the objectives of the course.	1.00	4.51	1.00 5.00
The instructor graded assignments based on the guidelines.	1.00	4.50	1.00 5.00
The instructor was available to me on an individual basis.	1.00	4.45	1.00 5.00
The instructor returned assignments in a timely manner.	1.00	4.39	1.00 5.00
Sufficient time was given to complete the work.	1.00	4.49	1.00 5.00
Provided criticism of my performance/work that was constructive and helpful.	1.00	4.61	1.00 5.00
Has a clear passion for helping students achieve a high level of performance.	1.00	4.72	1.00 5.00
Expected my best effort.	1.00	4.77	1.00 5.00
Helped me to strengthen my technical skills.	1.00	4.53	1.00 5.00
Helped me to become more artistically sensitive.	1.00	4.52	1.00 5.00
Was able to demonstrate what was desired in terms of performance technique and style.	1.00	4.64	1.00 5.00
Challenged me to develop my own creativity and personal style.	1.00	4.44	1.00 5.00
Helped me to feel more connected to my art (i.e., music, dance, or theatre).	1.00	4.52	1.00 5.00

205 Overall Mean
























CLASSROOM COURSES &
NON-APPLIED LESSONS

Filter: Faculty = Olson, Adam

Overall Mean		Mean: 4.66	1.00	5.00
Question	Weight	Mean	1.00	5.00
I have become more competent in this area due to the course.	1.00	4.70	1.00	5.00
This course challenged me intellectually.	1.00	4.77	1.00	5.00
Assignments helped me learn the material.	1.00	4.58	1.00	5.00
Course requirements were clear.	1.00	4.63	1.00	5.00
Class material was presented clearly.	1.00	4.60	1.00	5.00
Class time was used effectively.	1.00	4.74	1.00	5.00
The instructor was prepared for classes.	1.00	4.86	1.00	5.00
The instructor was responsive to questions.	1.00	4.84	1.00	5.00
The course assignments reflected the objectives of the course.	1.00	4.70	1.00	5.00
The instructor graded assignments based on the guidelines.	1.00	4.72	1.00	5.00
The instructor was available to me on an individual basis.	1.00	4.72	1.00	5.00
The instructor returned assignments in a timely manner.	1.00	4.56	1.00	5.00
Sufficient time was given to complete the work.	1.00	4.74	1.00	5.00
Provided criticism of my performance/work that was constructive and helpful.	1.00	4.45	1.00	5.00
Has a clear passion for helping students achieve a high level of performance.	1.00	4.55	1.00	5.00
Expected my best effort.	1.00	4.60	1.00	5.00
Helped me to strengthen my technical skills.	1.00	4.50	1.00	5.00
Helped me to become more artistically sensitive.	1.00	4.50	1.00	5.00
Was able to demonstrate what was desired in terms of performance technique and style.	1.00	4.90	1.00	5.00
Challenged me to develop my own creativity and personal style.	1.00	4.50	1.00	5.00
Helped me to feel more connected to my art (i.e., music, dance, or theatre).	1.00	4.60	1.00	5.00

205 Overall Mean

Filter: Faculty = Olson, Adam AND Course = MUPP-152-101

Overall Mean		Mean: -	1.00		5.00
Question	Weight	Mean	1.00		5.00
I have become more competent in this area due to the course.	1.00	4.00	1.00		5.00
This course challenged me intellectually.	1.00	4.25	1.00		5.00
Assignments helped me learn the material.	1.00	4.00	1.00		5.00
Course requirements were clear.	1.00	3.75	1.00		5.00
Class material was presented clearly.	1.00	3.50	1.00		5.00
Class time was used effectively.	1.00	4.50	1.00		5.00
The instructor was prepared for classes.	1.00	4.25	1.00		5.00
The instructor was responsive to questions.	1.00	4.25	1.00		5.00
The course assignments reflected the objectives of the course.	1.00	4.00	1.00		5.00
The instructor graded assignments based on the guidelines.	1.00	4.00	1.00		5.00
The instructor was available to me on an individual basis.	1.00	4.25	1.00		5.00
The instructor returned assignments in a timely manner.	1.00	4.25	1.00		5.00
Sufficient time was given to complete the work.	1.00	4.50	1.00		5.00
Provided criticism of my performance/work that was constructive and helpful.	1.00	-	1.00		5.00
Has a clear passion for helping students achieve a high level of performance.	1.00	-	1.00		5.00
Expected my best effort.	1.00	-	1.00		5.00
Helped me to strengthen my technical skills.	1.00	-	1.00		5.00
Helped me to become more artistically sensitive.	1.00	-	1.00		5.00
Was able to demonstrate what was desired in terms of performance technique and style.	1.00	-	1.00		5.00
Challenged me to develop my own creativity and personal style.	1.00	-	1.00		5.00
Helped me to feel more connected to my art (i.e., music, dance, or theatre).	1.00	-	1.00		5.00

205 Overall Mean

Filter: Faculty = Olson, Adam AND Course = MUPP-152-102

Overall Mean	Mean: 4.97	1.00	5.00
Question	Weight	Mean	
I have become more competent in this area due to the course.	1.00	5.00	1.00 5.00
This course challenged me intellectually.	1.00	5.00	1.00 5.00
Assignments helped me learn the material.	1.00	4.78	1.00 5.00
Course requirements were clear.	1.00	5.00	1.00 5.00
Class material was presented clearly.	1.00	4.89	1.00 5.00
Class time was used effectively.	1.00	4.89	1.00 5.00
The instructor was prepared for classes.	1.00	5.00	1.00 5.00
The instructor was responsive to questions.	1.00	5.00	1.00 5.00
The course assignments reflected the objectives of the course.	1.00	4.89	1.00 5.00
The instructor graded assignments based on the guidelines.	1.00	5.00	1.00 5.00
The instructor was available to me on an individual basis.	1.00	4.89	1.00 5.00
The instructor returned assignments in a timely manner.	1.00	5.00	1.00 5.00
Sufficient time was given to complete the work.	1.00	5.00	1.00 5.00
Provided criticism of my performance/work that was constructive and helpful.	1.00	5.00	1.00 5.00
Has a clear passion for helping students achieve a high level of performance.	1.00	5.00	1.00 5.00
Expected my best effort.	1.00	5.00	1.00 5.00
Helped me to strengthen my technical skills.	1.00	5.00	1.00 5.00
Helped me to become more artistically sensitive.	1.00	5.00	1.00 5.00
Was able to demonstrate what was desired in terms of performance technique and style.	1.00	5.00	1.00 5.00
Challenged me to develop my own creativity and personal style.	1.00	5.00	1.00 5.00
Helped me to feel more connected to my art (i.e., music, dance, or theatre).	1.00	5.00	1.00 5.00

205 Overall Mean

Filter: Faculty = Olson, Adam AND Course = MUPP-162-101

Overall Mean	Mean: 5.00	1.00	5.00
Question	Weight	Mean	
I have become more competent in this area due to the course.	1.00	5.00	1.00 5.00
This course challenged me intellectually.	1.00	5.00	1.00 5.00
Assignments helped me learn the material.	1.00	5.00	1.00 5.00
Course requirements were clear.	1.00	5.00	1.00 5.00
Class material was presented clearly.	1.00	5.00	1.00 5.00
Class time was used effectively.	1.00	5.00	1.00 5.00
The instructor was prepared for classes.	1.00	5.00	1.00 5.00
The instructor was responsive to questions.	1.00	5.00	1.00 5.00
The course assignments reflected the objectives of the course.	1.00	5.00	1.00 5.00
The instructor graded assignments based on the guidelines.	1.00	5.00	1.00 5.00
The instructor was available to me on an individual basis.	1.00	5.00	1.00 5.00
The instructor returned assignments in a timely manner.	1.00	5.00	1.00 5.00
Sufficient time was given to complete the work.	1.00	5.00	1.00 5.00
Provided criticism of my performance/work that was constructive and helpful.	1.00	5.00	1.00 5.00
Has a clear passion for helping students achieve a high level of performance.	1.00	5.00	1.00 5.00
Expected my best effort.	1.00	5.00	1.00 5.00
Helped me to strengthen my technical skills.	1.00	5.00	1.00 5.00
Helped me to become more artistically sensitive.	1.00	5.00	1.00 5.00
Was able to demonstrate what was desired in terms of performance technique and style.	1.00	5.00	1.00 5.00
Challenged me to develop my own creativity and personal style.	1.00	5.00	1.00 5.00
Helped me to feel more connected to my art (i.e., music, dance, or theatre).	1.00	5.00	1.00 5.00

205 Overall Mean

Filter: Faculty = Olson, Adam AND Course = MUPP-351-101

Overall Mean	Mean: -	1.00	5.00
Question	Weight	Mean	
I have become more competent in this area due to the course.	1.00	4.67	1.00 5.00
This course challenged me intellectually.	1.00	4.89	1.00 5.00
Assignments helped me learn the material.	1.00	4.44	1.00 5.00
Course requirements were clear.	1.00	4.67	1.00 5.00
Class material was presented clearly.	1.00	4.56	1.00 5.00
Class time was used effectively.	1.00	4.78	1.00 5.00
The instructor was prepared for classes.	1.00	5.00	1.00 5.00
The instructor was responsive to questions.	1.00	5.00	1.00 5.00
The course assignments reflected the objectives of the course.	1.00	4.78	1.00 5.00
The instructor graded assignments based on the guidelines.	1.00	4.78	1.00 5.00
The instructor was available to me on an individual basis.	1.00	4.89	1.00 5.00
The instructor returned assignments in a timely manner.	1.00	4.89	1.00 5.00
Sufficient time was given to complete the work.	1.00	4.56	1.00 5.00
Provided criticism of my performance/work that was constructive and helpful.	1.00	-	1.00 5.00
Has a clear passion for helping students achieve a high level of performance.	1.00	-	1.00 5.00
Expected my best effort.	1.00	-	1.00 5.00
Helped me to strengthen my technical skills.	1.00	-	1.00 5.00
Helped me to become more artistically sensitive.	1.00	-	1.00 5.00
Was able to demonstrate what was desired in terms of performance technique and style.	1.00	-	1.00 5.00
Challenged me to develop my own creativity and personal style.	1.00	-	1.00 5.00
Helped me to feel more connected to my art (i.e., music, dance, or theatre).	1.00	-	1.00 5.00

205 Overall Mean

Filter: Faculty = Olson, Adam AND Course = MUPP-353-101

Overall Mean			Mean: 4.52	1.00	5.00
Question	Weight	Mean	1.00	5.00	5.00
I have become more competent in this area due to the course.	1.00	4.50	1.00	5.00	5.00
This course challenged me intellectually.	1.00	4.50	1.00	5.00	5.00
Assignments helped me learn the material.	1.00	4.75	1.00	5.00	5.00
Course requirements were clear.	1.00	4.00	1.00	5.00	5.00
Class material was presented clearly.	1.00	4.25	1.00	5.00	5.00
Class time was used effectively.	1.00	4.75	1.00	5.00	5.00
The instructor was prepared for classes.	1.00	5.00	1.00	5.00	5.00
The instructor was responsive to questions.	1.00	5.00	1.00	5.00	5.00
The course assignments reflected the objectives of the course.	1.00	4.50	1.00	5.00	5.00
The instructor graded assignments based on the guidelines.	1.00	4.25	1.00	5.00	5.00
The instructor was available to me on an individual basis.	1.00	4.50	1.00	5.00	5.00
The instructor returned assignments in a timely manner.	1.00	4.50	1.00	5.00	5.00
Sufficient time was given to complete the work.	1.00	4.25	1.00	5.00	5.00






















205 Overall Mean

Filter: Faculty = Olson, Adam AND Course = MUPP-354-101

Overall Mean			Mean: 4.74	1.00	5.00
Question	Weight	Mean	1.00	5.00	5.00
I have become more competent in this area due to the course.	1.00	4.67	1.00	5.00	5.00
This course challenged me intellectually.	1.00	4.83	1.00	5.00	5.00
Assignments helped me learn the material.	1.00	4.50	1.00	5.00	5.00
Course requirements were clear.	1.00	4.67	1.00	5.00	5.00
Class material was presented clearly.	1.00	4.67	1.00	5.00	5.00
Class time was used effectively.	1.00	4.83	1.00	5.00	5.00
The instructor was prepared for classes.	1.00	5.00	1.00	5.00	5.00
The instructor was responsive to questions.	1.00	4.67	1.00	5.00	5.00
The course assignments reflected the objectives of the course.	1.00	5.00	1.00	5.00	5.00
The instructor graded assignments based on the guidelines.	1.00	5.00	1.00	5.00	5.00
The instructor was available to me on an individual basis.	1.00	4.83	1.00	5.00	5.00
The instructor returned assignments in a timely manner.	1.00	4.17	1.00	5.00	5.00
Sufficient time was given to complete the work.	1.00	4.83	1.00	5.00	5.00
























205 Overall Mean

Filter: Faculty = Olson, Adam AND Course = MUPP-361-101

Overall Mean	Mean: -	1.00	5.00
Question	Weight	Mean	
I have become more competent in this area due to the course.	1.00	4.75	1.00  5.00
This course challenged me intellectually.	1.00	4.50	1.00  5.00
Assignments helped me learn the material.	1.00	4.75	1.00  5.00
Course requirements were clear.	1.00	5.00	1.00  5.00
Class material was presented clearly.	1.00	4.75	1.00  5.00
Class time was used effectively.	1.00	4.88	1.00  5.00
The instructor was prepared for classes.	1.00	4.75	1.00  5.00
The instructor was responsive to questions.	1.00	5.00	1.00  5.00
The course assignments reflected the objectives of the course.	1.00	4.75	1.00  5.00
The instructor graded assignments based on the guidelines.	1.00	4.88	1.00  5.00
The instructor was available to me on an individual basis.	1.00	4.75	1.00  5.00
The instructor returned assignments in a timely manner.	1.00	4.75	1.00  5.00
Sufficient time was given to complete the work.	1.00	4.88	1.00  5.00
Provided criticism of my performance/work that was constructive and helpful.	1.00	-	1.00  5.00
Has a clear passion for helping students achieve a high level of performance.	1.00	-	1.00  5.00
Expected my best effort.	1.00	-	1.00  5.00
Helped me to strengthen my technical skills.	1.00	-	1.00  5.00
Helped me to become more artistically sensitive.	1.00	-	1.00  5.00
Was able to demonstrate what was desired in terms of performance technique and style.	1.00	-	1.00  5.00
Challenged me to develop my own creativity and personal style.	1.00	-	1.00  5.00
Helped me to feel more connected to my art (i.e., music, dance, or theatre).	1.00	-	1.00  5.00

205 Overall Mean

Filter: Faculty = Olson, Adam AND Course = MUTC-420-101

Overall Mean		Mean: -	1.00		5.00
Question	Weight	Mean	1.00		5.00
I have become more competent in this area due to the course.	1.00	4.60	1.00		5.00
This course challenged me intellectually.	1.00	4.80	1.00		5.00
Assignments helped me learn the material.	1.00	4.30	1.00		5.00
Course requirements were clear.	1.00	4.30	1.00		5.00
Class material was presented clearly.	1.00	4.50	1.00		5.00
Class time was used effectively.	1.00	4.30	1.00		5.00
The instructor was prepared for classes.	1.00	4.70	1.00		5.00
The instructor was responsive to questions.	1.00	4.60	1.00		5.00
The course assignments reflected the objectives of the course.	1.00	4.40	1.00		5.00
The instructor graded assignments based on the guidelines.	1.00	4.40	1.00		5.00
The instructor was available to me on an individual basis.	1.00	4.40	1.00		5.00
The instructor returned assignments in a timely manner.	1.00	3.80	1.00		5.00
Sufficient time was given to complete the work.	1.00	4.60	1.00		5.00
Provided criticism of my performance/work that was constructive and helpful.	1.00	-	1.00		5.00
Has a clear passion for helping students achieve a high level of performance.	1.00	-	1.00		5.00
Expected my best effort.	1.00	-	1.00		5.00
Helped me to strengthen my technical skills.	1.00	-	1.00		5.00
Helped me to become more artistically sensitive.	1.00	-	1.00		5.00
Was able to demonstrate what was desired in terms of performance technique and style.	1.00	-	1.00		5.00
Challenged me to develop my own creativity and personal style.	1.00	-	1.00		5.00
Helped me to feel more connected to my art (i.e., music, dance, or theatre).	1.00	-	1.00		5.00

202 Question Analysis Report

CLASSROOM COURSES &
NON-APPLIED LESSONS

Filter: Faculty = Olson, Adam

I have become more competent in this area due to the course.

Mean: 4.70

Response	Value	Freq.	Percent	Cum. Percent	Valid Percent	Cum. Val. Percent	Graph
Strongly Agree	5.00	43	75.44	75.44	75.44	75.44	
Agree	4.00	12	21.05	96.49	21.05	96.49	
Neutral	3.00	1	1.75	98.25	1.75	98.25	
Disagree	2.00	1	1.75	100.00	1.75	100.00	
Strongly Disagree	1.00	0	0.00	100.00	0.00	100.00	
Total Valid		57	100.00			100.00	

This course challenged me intellectually.

Mean: 4.77

Response	Value	Freq.	Percent	Cum. Percent	Valid Percent	Cum. Val. Percent	Graph
Strongly Agree	5.00	48	84.21	84.21	84.21	84.21	
Agree	4.00	6	10.53	94.74	10.53	94.74	
Neutral	3.00	2	3.51	98.25	3.51	98.25	
Disagree	2.00	1	1.75	100.00	1.75	100.00	
Strongly Disagree	1.00	0	0.00	100.00	0.00	100.00	
Total Valid		57	100.00			100.00	

Assignments helped me learn the material.

Mean: 4.58

Response	Value	Freq.	Percent	Cum. Percent	Valid Percent	Cum. Val. Percent	Graph
Strongly Agree	5.00	40	70.18	70.18	70.18	70.18	
Agree	4.00	10	17.54	87.72	17.54	87.72	
Neutral	3.00	7	12.28	100.00	12.28	100.00	
Disagree	2.00	0	0.00	100.00	0.00	100.00	
Strongly Disagree	1.00	0	0.00	100.00	0.00	100.00	
Total Valid		57	100.00			100.00	

Course requirements were clear.

Mean: 4.63

Response	Value	Freq.	Percent	Cum. Percent	Valid Percent	Cum. Val. Percent	Graph
Strongly Agree	5.00	44	77.19	77.19	77.19	77.19	
Agree	4.00	7	12.28	89.47	12.28	89.47	
Neutral	3.00	4	7.02	96.49	7.02	96.49	
Disagree	2.00	2	3.51	100.00	3.51	100.00	
Strongly Disagree	1.00	0	0.00	100.00	0.00	100.00	
Total Valid		57	100.00			100.00	

Class material was presented clearly.

Mean: 4.60

Response	Value	Freq.	Percent	Cum. Percent	Valid Percent	Cum. Val. Percent	Graph
Strongly Agree	5.00	41	71.93	71.93	71.93	71.93	
Agree	4.00	11	19.30	91.23	19.30	91.23	
Neutral	3.00	3	5.26	96.49	5.26	96.49	
Disagree	2.00	2	3.51	100.00	3.51	100.00	
Strongly Disagree	1.00	0	0.00	100.00	0.00	100.00	
Total Valid		57	100.00			100.00	

Class time was used effectively.

Mean: 4.74

Response	Value	Freq.	Percent	Cum. Percent	Valid Percent	Cum. Val. Percent	Graph
Strongly Agree	5.00	45	78.95	78.95	78.95	78.95	
Agree	4.00	10	17.54	96.49	17.54	96.49	
Neutral	3.00	1	1.75	98.25	1.75	98.25	
Disagree	2.00	1	1.75	100.00	1.75	100.00	
Strongly Disagree	1.00	0	0.00	100.00	0.00	100.00	
Total Valid		57	100.00			100.00	

The instructor was prepared for classes.

Mean: 4.86

Response	Value	Freq.	Percent	Cum. Percent	Valid Percent	Cum. Val. Percent	Graph
Strongly Agree	5.00	51	89.47	89.47	89.47	89.47	
Agree	4.00	4	7.02	96.49	7.02	96.49	
Neutral	3.00	2	3.51	100.00	3.51	100.00	
Disagree	2.00	0	0.00	100.00	0.00	100.00	
Strongly Disagree	1.00	0	0.00	100.00	0.00	100.00	
Total Valid		57	100.00			100.00	

The instructor was responsive to questions.

Mean: 4.84

Response	Value	Freq.	Percent	Cum. Percent	Valid Percent	Cum. Val. Percent	Graph
Strongly Agree	5.00	51	89.47	89.47	89.47	89.47	
Agree	4.00	4	7.02	96.49	7.02	96.49	
Neutral	3.00	1	1.75	98.25	1.75	98.25	
Disagree	2.00	1	1.75	100.00	1.75	100.00	
Strongly Disagree	1.00	0	0.00	100.00	0.00	100.00	
Total Valid		57	100.00			100.00	

The course assignments reflected the objectives of the course.

Mean: 4.70

Response	Value	Freq.	Percent	Cum. Percent	Valid Percent	Cum. Val. Percent	Graph
Strongly Agree	5.00	44	77.19	77.19	77.19	77.19	
Agree	4.00	10	17.54	94.74	17.54	94.74	
Neutral	3.00	2	3.51	98.25	3.51	98.25	
Disagree	2.00	1	1.75	100.00	1.75	100.00	
Strongly Disagree	1.00	0	0.00	100.00	0.00	100.00	
Total Valid		57	100.00			100.00	

The instructor graded assignments based on the guidelines.

Mean: 4.72

Response	Value	Freq.	Percent	Cum. Percent	Valid Percent	Cum. Val. Percent	Graph
Strongly Agree	5.00	46	80.70	80.70	80.70	80.70	
Agree	4.00	7	12.28	92.98	12.28	92.98	
Neutral	3.00	3	5.26	98.25	5.26	98.25	
Disagree	2.00	1	1.75	100.00	1.75	100.00	
Strongly Disagree	1.00	0	0.00	100.00	0.00	100.00	
Total Valid		57	100.00			100.00	

The instructor was available to me on an individual basis.

Mean: 4.72

Response	Value	Freq.	Percent	Cum. Percent	Valid Percent	Cum. Val. Percent	Graph
Strongly Agree	5.00	45	78.95	78.95	78.95	78.95	
Agree	4.00	9	15.79	94.74	15.79	94.74	
Neutral	3.00	2	3.51	98.25	3.51	98.25	
Disagree	2.00	1	1.75	100.00	1.75	100.00	
Strongly Disagree	1.00	0	0.00	100.00	0.00	100.00	
Total Valid		57	100.00			100.00	

The instructor returned assignments in a timely manner.

Mean: 4.56

Response	Value	Freq.	Percent	Cum. Percent	Valid Percent	Cum. Val. Percent	Graph
Strongly Agree	5.00	42	73.68	73.68	73.68	73.68	
Agree	4.00	10	17.54	91.23	17.54	91.23	
Neutral	3.00	2	3.51	94.74	3.51	94.74	
Disagree	2.00	1	1.75	96.49	1.75	96.49	
Strongly Disagree	1.00	2	3.51	100.00	3.51	100.00	
Total Valid		57	100.00			100.00	

Sufficient time was given to complete the work.

Mean: 4.74

Response	Value	Freq.	Percent	Cum. Percent	Valid Cum. Percent	Val. Percent	Graph
Strongly Agree	5.00	48	84.21	84.21	84.21	84.21	
Agree	4.00	5	8.77	92.98	8.77	92.98	
Neutral	3.00	2	3.51	96.49	3.51	96.49	
Disagree	2.00	2	3.51	100.00	3.51	100.00	
Strongly Disagree	1.00	0	0.00	100.00	0.00	100.00	
Total Valid		57	100.00		100.00		

Provided criticism of my performance/work that was constructive and helpful.

Mean: 4.45

Response	Value	Freq.	Percent	Cum. Percent	Valid Cum. Percent	Val. Percent	Graph
Strongly Agree	5.00	8	14.04	14.04	72.73	72.73	
Agree	4.00	2	3.51	17.54	18.18	90.91	
Neutral	3.00	0	0.00	17.54	0.00	90.91	
Disagree	2.00	0	0.00	17.54	0.00	90.91	
Strongly Disagree	1.00	1	1.75	19.30	9.09	100.00	
Total Valid		11	19.30		100.00		
Missing		46	80.70				
Total		57	100.00				

Has a clear passion for helping students achieve a high level of performance.

Mean: 4.55

Response	Value	Freq.	Percent	Cum. Percent	Valid Cum. Percent	Val. Percent	Graph
Strongly Agree	5.00	8	14.04	14.04	72.73	72.73	
Agree	4.00	2	3.51	17.54	18.18	90.91	
Neutral	3.00	0	0.00	17.54	0.00	90.91	
Disagree	2.00	1	1.75	19.30	9.09	100.00	
Strongly Disagree	1.00	0	0.00	19.30	0.00	100.00	
Total Valid		11	19.30		100.00		
Missing		46	80.70				
Total		57	100.00				

Expected my best effort.

Mean: 4.60

Response	Value	Freq.	Percent	Cum. Percent	Valid Percent	Cum. Val. Percent	Graph
Strongly Agree	5.00	8	14.04	14.04	80.00	80.00	
Agree	4.00	1	1.75	15.79	10.00	90.00	
Neutral	3.00	0	0.00	15.79	0.00	90.00	
Disagree	2.00	1	1.75	17.54	10.00	100.00	
Strongly Disagree	1.00	0	0.00	17.54	0.00	100.00	
Total Valid		10	17.54		100.00		
Missing		47	82.46				
Total		57	100.00				

Helped me to strengthen my technical skills.

Mean: 4.50

Response	Value	Freq.	Percent	Cum. Percent	Valid Percent	Cum. Val. Percent	Graph
Strongly Agree	5.00	6	10.53	10.53	60.00	60.00	
Agree	4.00	3	5.26	15.79	30.00	90.00	
Neutral	3.00	1	1.75	17.54	10.00	100.00	
Disagree	2.00	0	0.00	17.54	0.00	100.00	
Strongly Disagree	1.00	0	0.00	17.54	0.00	100.00	
Total Valid		10	17.54		100.00		
Missing		47	82.46				
Total		57	100.00				

Helped me to become more artistically sensitive.

Mean: 4.50

Response	Value	Freq.	Percent	Cum. Percent	Valid Percent	Cum. Val. Percent	Graph
Strongly Agree	5.00	7	12.28	12.28	70.00	70.00	
Agree	4.00	2	3.51	15.79	20.00	90.00	
Neutral	3.00	0	0.00	15.79	0.00	90.00	
Disagree	2.00	1	1.75	17.54	10.00	100.00	
Strongly Disagree	1.00	0	0.00	17.54	0.00	100.00	
Total Valid		10	17.54		100.00		
Missing		47	82.46				
Total		57	100.00				

Was able to demonstrate what was desired in terms of performance technique and style.

Mean: 4.90

Response	Value	Freq.	Percent	Cum. Percent	Valid Percent	Cum. Val. Percent	Graph
Strongly Agree	5.00	9	15.79	15.79	90.00	90.00	
Agree	4.00	1	1.75	17.54	10.00	100.00	
Neutral	3.00	0	0.00	17.54	0.00	100.00	
Disagree	2.00	0	0.00	17.54	0.00	100.00	
Strongly Disagree	1.00	0	0.00	17.54	0.00	100.00	
Total Valid		10	17.54		100.00		
Missing		47	82.46				
Total		57	100.00				

Challenged me to develop my own creativity and personal style.

Mean: 4.50

Response	Value	Freq.	Percent	Cum. Percent	Valid Percent	Cum. Val. Percent	Graph
Strongly Agree	5.00	6	10.53	10.53	60.00	60.00	
Agree	4.00	3	5.26	15.79	30.00	90.00	
Neutral	3.00	1	1.75	17.54	10.00	100.00	
Disagree	2.00	0	0.00	17.54	0.00	100.00	
Strongly Disagree	1.00	0	0.00	17.54	0.00	100.00	
Total Valid		10	17.54		100.00		
Missing		47	82.46				
Total		57	100.00				

Helped me to feel more connected to my art (i.e., music, dance, or theatre).

Mean: 4.60

Response	Value	Freq.	Percent	Cum. Percent	Valid Percent	Cum. Val. Percent	Graph
Strongly Agree	5.00	8	14.04	14.04	80.00	80.00	
Agree	4.00	1	1.75	15.79	10.00	90.00	
Neutral	3.00	0	0.00	15.79	0.00	90.00	
Disagree	2.00	1	1.75	17.54	10.00	100.00	
Strongly Disagree	1.00	0	0.00	17.54	0.00	100.00	
Total Valid		10	17.54		100.00		
Missing		47	82.46				
Total		57	100.00				

Comments

Filter: Faculty = Olson, Adam AND Course = MUPP-152-101

Question: Comments

Response

22. What other comments, if any, do you have about this course?

AWESOME teacher. if you like him,
I'd cry.



22. What other comments, if any, do you have about this course?

I just think sometimes we pushed too much.
I also need a lot of hands on or I won't learn.
I wish we had more of that.



Comments

Filter: Faculty = Olson, Adam AND Course = MUPP-152-102

Question: Comments

Response

22. What other comments, if any, do you have about this course?

P.S. I'm not wearing any under pants.



! what?!



22. What other comments, if any, do you have about this course?

ADAM

OLSON



Question: Comments

Response

22. What other comments, if any, do you have about this course?

Adam Olson is the only one who should teach this class, he is SUCH a great teacher.



22. What other comments, if any, do you have about this course?

www.meatspin.com

! garbage!



Question: Comments

Response

22. What other comments, if any, do you have about this course?

I LOVE YOU.



Comments

Filter: Faculty = Olson, Adam AND Course = MUPP-162-101

Question: Comments

Response

22. What other comments, if any, do you have about this course?



22. What other comments, if any, do you have about this course?

- FIRE DAN SHORE

- HAVE RICKY TEACH
PRACTICUM

- RICKY SHOULD GET

A RAISE

Question: Comments

Response

22. What other comments, if any, do you have about this course?

I LOVE YOU.



22. What other comments, if any, do you have about this course?

www.shake that bear.com



Comments

Filter: Faculty = Olson, Adam AND Course = MUPP-353-101

Question: Comments

Response

22. What other comments, if any, do you have about this course?

I understand that this is a 1 credit course, but being only 1 of 2 sound reinforcement classes in the curriculum it would be nice to go over more information about how engineers are using modern sound reinforcement technology. The material we covered regarding live recording was useful, but is covered in other curriculum classes. I think the time could have been better used discussing sound reinforcement instead of recording.



Is this a comment
for Golden's
class?

Comments

Filter: Faculty = Olson, Adam AND Course = MUPP-361-101

Question: Comments

Response

22. What other comments, if any, do you have about this course?

Re-evaluate D-command proficiency when it has only been running half of the semester



Comments

Filter: Faculty = Olson, Adam AND Course = MUTC-420-101

Question: Comments

Response

22. What other comments, if any, do you have about this course?

Counting a certain number of tardies
as absences and having it affect grades
seems very middle/high school. Also I
turned in assignments and never received
credit.



22. What other comments, if any, do you have about this course?

Grading scales may have been too harsh.



Question: Comments

Response

22. What other comments, if any, do you have about this course?

Project guidelines could ~~include a grading rubric~~ include a grading rubric



22. What other comments, if any, do you have about this course?

Awesome class. Awesome Teacher

